



CONTENTS

Zoom General Meeting:

Thursday, Sept. 15.....	1
President's Message	3
Membership	3
Fly Tying: 2022 Beginning Fly	
Tying Class	4
Directors & Committee Chairs	4
Outings Report	5
SPFF Event Calendar	5
Annual Fall Outing and Nymphing	
Clinic: Registration Now Open...	6
Media Call!	7
Casting Corner	8
Golden Trout Need YOU!	8
Photos from the SPFF Picnic	9
Support Our Sponsors	11



ZOOM GENERAL MEETING: THURSDAY, SEPT. 15, 7:00PM

FLY FISHING PHOTOGRAPHY FOR ANYONE WITH AN IPHONE, POINT AND SHOOT OR PRO CAMERA

with Brian O'Keefe

by Marshall Bissett

It's a familiar scenario. You finally net that big fish and just have to get a bragging rights photo - except you're on your own, you can't easily find your phone or camera, your hands are cold, and your buddy is nowhere to be seen. It happens to us all and we wind up with a shot that is more net than fish, often drop our phone/camera in the river and make the fish suffer needlessly. If that has ever happened to you, do not miss Brian O'Keefe's excellent program on how to get great shots on your smart phone with or without



(iPhone3) ...

(Continued on next page)

ZOOM GENERAL MEETING: SEPT. 15 (CONT.)

(Continued from page 1)

your buddy's help. Brian is a world-renowned photographer with many books and articles to his credit (including the recent cover of FLY FISHERMAN), and a club favorite.


Brian describes the show:

"This presentation is on fly fishing photography tips. No high tech, professional speak, just useful tips on taking better photos. We all share photos now, and/or post photos on social media, or give fly club presentations, or just brag to your friends. I will show you dozens of easy and simple ways to take great looking pictures. I emphasize being fast and easy on the fish. I'll cover the most important features on your phone/camera and easy tricks that will impress all your friends. I'll cover point and shoot cameras, waterproof options and almost all my tips apply no matter what kind of camera you use. Beside a lot of easy to understand, useful information, my example photos are from all over the world, with nice fish, scenery, action, etc. I encourage everyone to have their phones handy, as we will be doing some

'hands on' work. Also, if you don't know how to do a screen grab, learn how (Google / YouTube) as that can be handy and faster than taking notes on your cocktail napkin."



(iPhone 7)



"I have combined a lifetime of fly-fishing photography with a lot of serious fly fishing. I published my first fly fishing photo when I was 16. That was 51 years ago! In that time, I have been very busy trying to fish and photo as many interesting places as possible. My angling travels have taken me to distant destinations like Cuba, Tonga, Bikini Atoll, New Zealand, Chile, Argentina, Kenya, Sierra Leone, Kashmir, England, Brazil, Nicaragua and many more. As much as I like trips to the Bahamas, Belize, the Yucatan, I am just as much a home water fisherman. I moved to Central Oregon in 1975 and guided on the Deschutes, North Umpqua and Klamath in California through the late 70's. I have been fortunate to live on steelhead rivers, the Metolius River and now, on the Snake River. I have recently moved to Eastern Idaho near the Henry's Fork.

Fly fishing is a lifestyle!"



(iPhone 6)

PRESIDENT'S MESSAGE

by Richard Ress

This month's column will be much cheerier than the last one, since the Covid bug has veered away for the time being and we have resumed our activities. I understand that the GSO was a great success and I'm sorry I missed it. The picnic was great, well attended, with the usual grilled sausages and sides and a very productive garage sale that allowed us to clear our closets in favor of more stuff and made some money



for the club. At least one corbina was caught on the beach, we raffled off a bunch of items, the weather was perfect and the traffic wasn't too bad coming home. The best part, of course, was getting together with our significant others and a few sons and daughters and dogs. We have our next Bishop trip coming up soon, combined with the nymphing clinic for those so inclined. It should be cooler by then and a good time to go; I always like the Sierra in the fall.

At the picnic we passed out a survey, asking about what members would like to see happen in the coming months, and an online survey is in progress which asks, among other things, how you would like

to participate in running the club. As in most clubs, a few people do most of the work but we would like to encourage more ideas and new blood in our leadership. If you haven't completed the survey yet, please do so. We will review the results at the next Board meeting and disseminate it to the membership.

We've had as many as 19 people show up for the Saturday casting sessions, including several new and prospective members. If your skills might be a little rusty, come on over. I never fail to learn, or relearn, something there and enjoy working with the beginners. It's gratifying to see someone who has never successfully cast a fly rod make a good back cast, a nice loop and experience the "aha" moment when they first appreciate and feel what loading the rod means. When we get them onto moving water and they see what a good drift is all about and how to mend the line they will have gone from newbie to fly fisherman, and a new world will have opened.

As always, I and the other Board members welcome your calls and questions at any time. As we always say, it's your club, so take advantage of it.

Tight lines!

MEMBERSHIP

by Jay Bushore

The members of Sierra Pacific Flyfishers look forward to meeting you. We hope to get to know you better at the monthly dinner Meetings, in our educational programs and on the water.

SPFF always welcomes new members. New membership signup is at [spff.org/New Member Signup](https://spff.org/New_Member_Signup).

FLY TYING

2022 BEGINNING FLY TYING CLASS

REGISTRATION IS OPEN

by Michael Peratis

This seven week course will get you well on your way to a satisfying lifetime creating flies that will catch fish!

You'll begin by learning basic techniques that you'll use to tie simple flies. Week by week you'll acquire more advanced skills and apply them to create more complex flies. Each class will run from 7:00pm to 8:45pm.

CLASS SCHEDULE

Oct 26	Orientation (Payment Due)
Nov 2	San Juan Worm & Zebra Midge
Nov 9	Brassie
Nov 16	Woolly Bugger
Nov 23	Gold Ribbed Hare's Ear
Nov 30	Rubber Legged Beetle
Dec 2	Elk Hair Caddis

You'll be guided by an experienced fly tier who will be your coach throughout the course. We will lend you a vise, a lamp and all the tools required for the course. Your cost for the course is \$80 which is partial payment for your fly tying materials, the course manual and accompanying DVD. SPFF pays the balance of the cost. Payment for the course is required at the October 26 class.

Go to our home page for more details and to register for the class.

DIRECTORS & COMMITTEE CHAIRS

President	Richard Ress
Vice President.....	Bernie Ecker
Secretary	Jody Martin
Treasurer	Mike Hembree
Calendar Maintenance	Tom Wright
Communications	Bill Luddy
Conservation	Bill Luddy
Development Chair.....	Rich Hoffman
Education	Rick Russo
Education.....	Michael Peratis
Head Fly Casting	
Instructor	Marshall Bissett
Head Fly Tying	
Instructor.....	Michael Peratis
Librarian	Tom Wright
Membership	Jay Bushore
Newsletter Editor.....	Ed Swanson
Outings	Jim Fleisher
Programs	Marshall Bissett
Raffles.....	Steve Esgate
Special Projects	Glenn Short
SWCFFI Representative	Tom Wright
Technical Advisor	Aran Dokovna
Web Master	Renato Colantoni
Web Master	Cece Rubin



OUTINGS REPORT

by Jim Fleisher

The summer is almost over and fall is around the corner. In my opinion (other than ski season) fall is the best time to be in the mountains. The crowds are gone, the weather is cooler, the Aspens are bright yellow, there is always a chance of some snow and the fish are very hungry stocking up for the winter. Great time to go fishing.

What better time to spend a weekend (or week) in the Sierra Mountains. We want to help you out and have the **FALL OUTING AND NYMPHING CLINIC** coming up the weekend of October 28-30. You can still be home in time to go trick or treating!

Notice the name **FALL OUTING**, which means that even if you do not want to participate in the nymphing clinic, you are still urged to join us for a great weekend of fishing and getting together with your fellow club members.

The event centers on the town of Bishop. The plan is to fish Friday and Saturday (and as many days before and after that you wish) and all meet for dinner at Astorga's Mexican Restaurant Saturday evening.

For those members wishing to participate in the Nymphing Clinic, you will need to register on the SPFF website. The class is limited to 12 students and there is no charge for this activity. So register early to reserve your slot and learn the best techniques for regular nymphing and the newer exciting Euro Nymphing. How often do you catch two fish on one cast dry fly fishing?

The leaders for the Nymphing Clinic are Rick Russo and Marshall Bissett.

So go ahead and make your Motel reservations in Bishop and join us for this great event. Please register on the SPFF website so that we can know who is participating and you **MUST** register to be in the class.

SPFF EVENT CALENDAR

SEPTEMBER

Board Meeting (via Zoom).....	1
Casting Clinic @ Lake Balboa	3
Fly Tying (in person and Zoom)	7
Fly Tying (in person and Zoom)	14
General Meeting & Presentation ("Fly Fishing Photography for Everyone" with Brian O'Keefe)	15
Casting Clinic @ Lake Balboa	17
Fly Tying (in person and Zoom)	21
Fly Tying (in person and Zoom)	28

OCTOBER

Casting Clinic @ Lake Balboa.....	1
Fly Tying (in person and Zoom)	5
Board Meeting.....	6
Fly Tying (in person and Zoom)	12
Casting Clinic @ Lake Balboa	15
Fall SWC Quarterly Meeting	15
Fly Tying (in person and Zoom)	19
SWC Women's Outing with Beryl Rea	20-22
Dinner Meeting and Program ("A Saltwater Checklist" with Al Quattrocchi)	20
GSO - Great Summer Outing.....	22-23
Beginning Fly Tying Class.....	26
Fly Tying (in person and Zoom)	26
Fall Outing and Nymphing Clinic.....	26-30

NOVEMBER

Beginning Fly Tying Class.....	2
Fly Tying (in person and Zoom)	2
Board Meeting (via Zoom).....	3
FFI Virtual Expo	4-6
Casting Clinic @ Lake Balboa	5
Beginning Fly Tying Class.....	9
Fly Tying (in person and Zoom)	9
Beginning Fly Tying Class.....	16
Fly Tying (in person and Zoom)	16
Dinner Meeting and Program ("Colorado River Fishing" with Beckie Clarke).....	17
Casting Clinic @ Lake Balboa	19
Beginning Fly Tying Class.....	16
Fly Tying (in person and Zoom)	23
Fly Tying (in person and Zoom)	23
Fly Tying (in person and Zoom)	30
Fly Tying (in person and Zoom)	30

ANNUAL FALL OUTING AND NYMPHING CLINIC: OCT. 28-30

**REGISTRATION FOR THE ANNUAL FALL OUTING
AND NYMPHING CLINIC IS NOW AVAILABLE**



DATES: OCTOBER 28-30

LOCATION: Bishop, CA

EVENT/CLINIC COST: None. Zero. Zippo!

LODGING: Book or find your own lodging.

Please come join your fellow SPFF members at the annual Fall Outing. All are encouraged to come to this event. You can come and fish on your own or join the Nymphing Clinic to improve your skills. Everyone is invited to Saturday evening dinner at Astorgas Mexican Restaurant in Bishop.

Please go to the SPFF calendar and click on the event. Review the various categories and select the type of registration you would like. Please contact Rick Russo if you would like to be an instructor in the Nymphing Clinic. For those wishing to be students or simply fish, choose the appropriate category for your registration. There is NO FEE for the Nymphing Clinic, but your housing, transportation and food are your responsibility.

Looking forward to seeing you in Bishop, October 28-30.

Jim Fleisher, Outings Chairperson

MEDIA CALL!


MEDIA SPECTACULAR CALL FOR PROGRAMS

Please consider creating a presentation to share your fly fishing adventures at our December dinner meeting. We hope to have our meeting at Encino Glen, but if circumstances do not permit an indoor meeting, we will have a Zoom program!

We will have slide shows and videos created by our members illustrating their adventures. You can prepare a digital slide show or short video using a presentation program on your computer, with or without sound. Programs should be approximately 5 minutes in length.

If you are using a Windows PC you can use PowerPoint or MovieMaker, on a Mac you can use Keynote or iMovie. If you can contribute a slide show, a short video or have questions, please email Glenn Short <specialprojects@spff.org>.

We are looking forward to seeing where you've been and what you've been catching, and we hope to share a drink and a meal.



CASTING CORNER

by Jody Martin, SPFF Secretary and FFI SWC Casting Director

Last month's questions (True/False) on lines and rods were:

1. A weight-forward fly line has more weight and thickness in the first 30-or-so feet of line, with the remainder of the fly line (the running line) of uniform thickness and weight. TRUE
2. A double-taper fly line is thicker and heavier in the middle section, with both of the end sections (the first and last 10 feet or so of line, for example) composed of thinner diameter line. TRUE
3. Overlining a rod refers to using a heavier weight line than the rod is rated for. TRUE
4. In general, composite graphite and boron rods are considered more flexible and "slower" rods than are same-length rods constructed of fiberglass or bamboo. FALSE

This month's questions, on forming loops:

1. Which of the following statements is/are true?
 - a. a concave rod tip path results in a tailing loop
 - b. a convex rod tip path results in a wide loop
 - c. a straight line rod tip path results in a narrow loop
 - d. all of the above are true
 - e. a and b but not c
2. To produce narrow loops you must match the amount of bend in the rod with:
 - a. the Rod Arc
 - b. the Casting Stroke Length
 - c. Kreh's coefficient of casting
 - d. Gammel's five essentials
 - e. all of the above

GOLDEN TROUT NEED YOU!



by Leigh Ann Swanson
President, Southwest Council of FFI

One of the most beautiful trout in the world is the California golden trout. Sadly, this stunning trout is in trouble and needs our help. Join us on September 9th at noon for a Zoom presentation and discussion on the Golden Trout Wilderness (GTW) meadows project with Jessica Strickland of Trout Unlimited and Debbie Sharpton, our SWC Conservation Chair. Jessica will present the project and then field questions on the Kern Plateau Meadow Restoration Project. It's an excellent opportunity to learn more about the project and how you can help our beautiful state trout.

Please RSVP to conservation@swcffi.org to participate in the Zoom meeting on September 9th, 2022.



PHOTOS FROM THE SPFF PICNIC



PHOTOS FROM THE SPFF PICNIC (CONT.)



SUPPORT OUR SPONSORS

The Board of Directors and membership of the Sierra Pacific Flyfishers wish to express their appreciation to the retailers below. Their promotion of our club and its activities thorough the year, and their contributions of products and services help us to continue the various public services that we offer.

Fishermen's Spot

14411 Burbank Blvd.
Van Nuys, CA 91401
818.785.7306

Orvis

345 S. Lake Ave.
Pasadena, CA 91101
626.356.8000

Pat Jaeger

Eastern Sierra Guide Service
2327 Stone Circle
Bishop, CA 93514
760.872.7770

Patagonia-Ventura

Great Pacific Iron Works
235 W. Santa Clara St.
Ventura, CA 93001
805.643.6074

Patagonia-Pasadena

47 N. Fair Oaks Ave.
Pasadena, CA 91103
626.795.0319

Patagonia Santa Monica

1344 4th St.
Santa Monica, CA 90401
310-395-6895

Real Cheap Sports

235 W. Santa Clara St.
Ventura, CA 93001
805.643.6074

Sierra Pacific Fly Fishers proudly supports the conservation efforts of:



dfg.ca.gov/fishing



caltrout.org



FLY FISHERS
INTERNATIONAL

flyfishersinternational.org



tu.org